



District Report Card: 2017


State: Rajasthan	District: Nagaur
Class: 8	Subject: Language
Schools: 51	Students: 1117


Participation/Coverage


Students

<div>GENDER</div> <div></div>	Boys		Girls	
	Number	%	Number	%
	512	45.84	605	54.16

<div>AREA</div> <div></div>	Rural		Urban	
	Number	%	Number	%
	1074	96.15	43	3.85

<div>CATEGORY</div> <div></div>	SC		ST		OBC		GEN	
	Number	%	Number	%	Number	%	Number	%
	350	31.33	8	0.72	659	59.00	100	8.95

<div>CWSN</div> <div></div>	LD	VI	HI	S&LD	ID	Oth
	4	3	1	0	6	1

<div>Management</div> <div></div>	Government		Government-aided	
	Number	%	Number	%
	1117	100.00	0	0.00

Average Performance of Students in Language (%)

Overall	Gender		Area		Management		Social Group			
	Male	Female	Rural	Urban	Govt.	Aided	SC	ST	OBC	GEN
75.88	75.17	76.48	75.66	81.40	75.88	0.00	74.40	73.33	76.20	79.20

Performance on Learning Outcomes (LOs)

Learning Outcomes	Description	Average Performance(%)
L813	Read textual/non-textual materials with comprehension and identifies the details, characters, main idea and sequence of ideas and events while reading	75.88

Range of Performance of Students who Answered Correctly							
Below 30%		30% - 50%		50% - 75%		Above 75%	
Number	%	Number	%	Number	%	Number	%
39	3.49	78	6.98	369	33.03	631	56.49

Lowest Performing Learning Outcomes (LOs)

1 - Read textual/non-textual materials with comprehension and identifies the details, characters, main idea and sequence of ideas and events while reading (75.88)